


VERTI-DRAIN




VERTI-DRAIN

7416




The Verti-Drain 7416 incorporates the technology of the second-generation Verti-Drain line with new and improved features which include a new angle adjustment up to 25 degrees. The 7416 has a working width of 64" (1.6m) and is lighter weight than the 7516, thus can be used with smaller tractors.

VERTI-DRAIN 7416



Verti-Drains adjustable parallelogram design shatters the soil, and also allows for clean Coring, on all models.

- Unique adjustable parallelogram forced heave
- 3-speed gearbox
- Cranks fully supported on each end
- 14" working depth
- 64" working width
- Reinforced front and rear roller
- Sealed bearings not bushings



WORKING SPECIFICATIONS

Working width	64" (1.60 m)
Working depth	Up to 14" (350 mm)
Tractor speed@500 rev's at PTO	
Spacing 2 1/2" (65 mm)	Up to 0.55 mph (0.85 km/h)
Spacing 5" (130 mm)	Up to 1.10 mph (1.75 km/h)
Spacing 7 1/2" (195mm)	Up to 1.60 mph (2.60 km/h)
PTO speed: (max)	Up to 500 rpm
Weight	1,914 lbs (870 Kg)
Hole spacing side-to-side	5" (130 mm) @ 3/4" (18 mm) holes 2.5" (65 mm) @ 1/2" (12 mm) holes
Hole spacing in driving direction	1" - 7 1/2" (25 mm - 195 mm)
Recommended tractor size	35 HP with lift capacity of minimum 2,310 lbs (1,050 Kg)
Capacity (maximum)	
Spacing 2 1/2" (65 mm)	Up to 14,921 sq ft (1,387 sq m)/ hour
Spacing 4" (100mm)	Up to 29,841 sq ft (2,773 sq m)/ hour
Spacing 6 1/2" (165mm)	Up to 44,762 sq ft (4,160 sq m)/ hour
Shipping dimensions	68" x 32" x 48" (1.7m x 0.8 m x 1.2 m)
Maximum tine size	Solid 3/4" x 12" (18 mm x 300 mm) Hollow 1" x 10" (25 mm x 250 mm)
Slip clutch setting PTO	Maximum 4,400 lb inch (500 Nm)
Three point linkage	3- point CAT 1
Transmission oil	Life time grease EP 00
Lubrication grease	EP 2
Standard items	Set solid tines to 1/2" x 12" (12mm x 300mm) Front and rear roller 3- shuttle gearbox

FEATURES / BENEFITS

FEATURE	BENEFIT
Unique adjustable parallelogram forced heave	Shatters compaction in any ground conditions. Versatile with single-point adjustment for optimum results and hollow coring
3-speed gearbox	Matches your tractor's ground speed exactly to achieve desired hole spacing. Creep speed tractor gear not essential
Sealed bearings not bushings	Long maintenance free life
Simple tine design	Easy to change and cheap to replace
1/2" (12 mm) or 1" (25 mm) solid & hollow tines	Choice of tines for varying conditions



Redexim
190031, Russia, St. Petersburg,
Ulitsa Efimova 4a, Office 548-A
Tel. +7 (812) 441-29-41
Fax. +7 (812) 441-29-41
www.redexim.ru
E-mail: info@redexim.ru